

# **S7500 SERIES SWITCHES**

## **DATASHEET**

High Performance Data Center Switch

Version: V3.7

Release Date: 2026/5/29

### **Product Overview**

The S7500 Series switches designed on a domestic new generation switch Chip, which called [Powerlink Chip platform](#) and [PeakNetX Chip platform](#) and [BigFlow Chip platform](#). With 48 x 25G or 24 x 25G high speed ports and rich features, these switches will perfectly meets the requirements of Metro, Enterprise, Data Center, and Hyper converged infrastructure (HCI) networks.



### **Key features of the S7500 Series Switches**

- MPLS (label-switching-based) integrates IP flexibility and connection-oriented reliability, enabling isolated multi-service bearing, precise traffic scheduling to meet multi-scenario efficient needs.
- MLAG which can build an Active-Active system to improve the reliability of the network links from single board grade to device grade.
- Implementing Vxlan and BGP protocols to build EVPN applications for data centers scenario.
- Switch-to-switch encryption using MACsec (Media Access Control Security) AES-CMAC.
- Precision Timing Protocol.
- Rich features for Datacenter scenario.

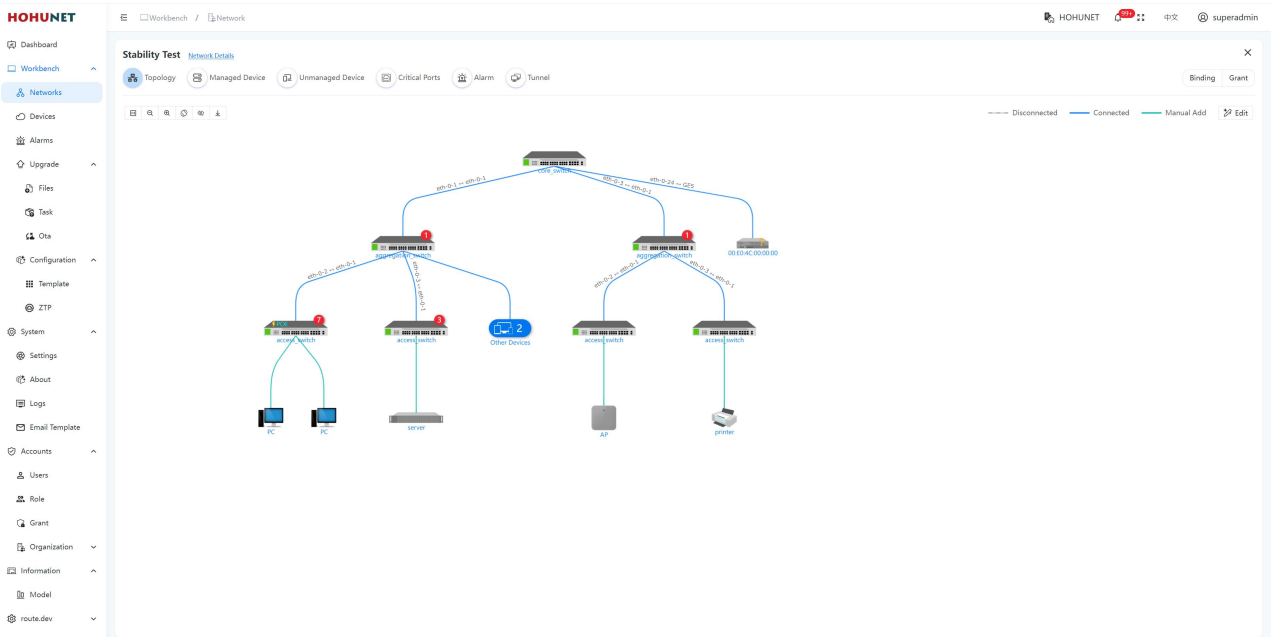
The S7500 Series switches provide various power supply solutions for customers choosing, fixed single power supply, fixed redundant power supplies, and redundant hot-swappable power supplies (AC and DC are both available). The Fan solutions also have two bays with Field replaceable fan modules and build in fans. Generally, air flow of S7500 Series is front to rear (AFO), and some of models can do customization of rear to front (AFI) airflow.

**Table 1: Feasible PSU and airflow of S7500 Series**

Items	AC	DC	AFO	AFI	Power Input	FAN
S7548N-8Z-EI	○	○	○	○	2	5
S7548N-4Z-EI	○	○	○	○	2	4
S7548N-4Z-SI	○	X	○	X	1	4
S7524N-8Z-EI	○	○	○	○	2	2
S7548N-8Z-EI-PLUS	○	○	○	○	2	4

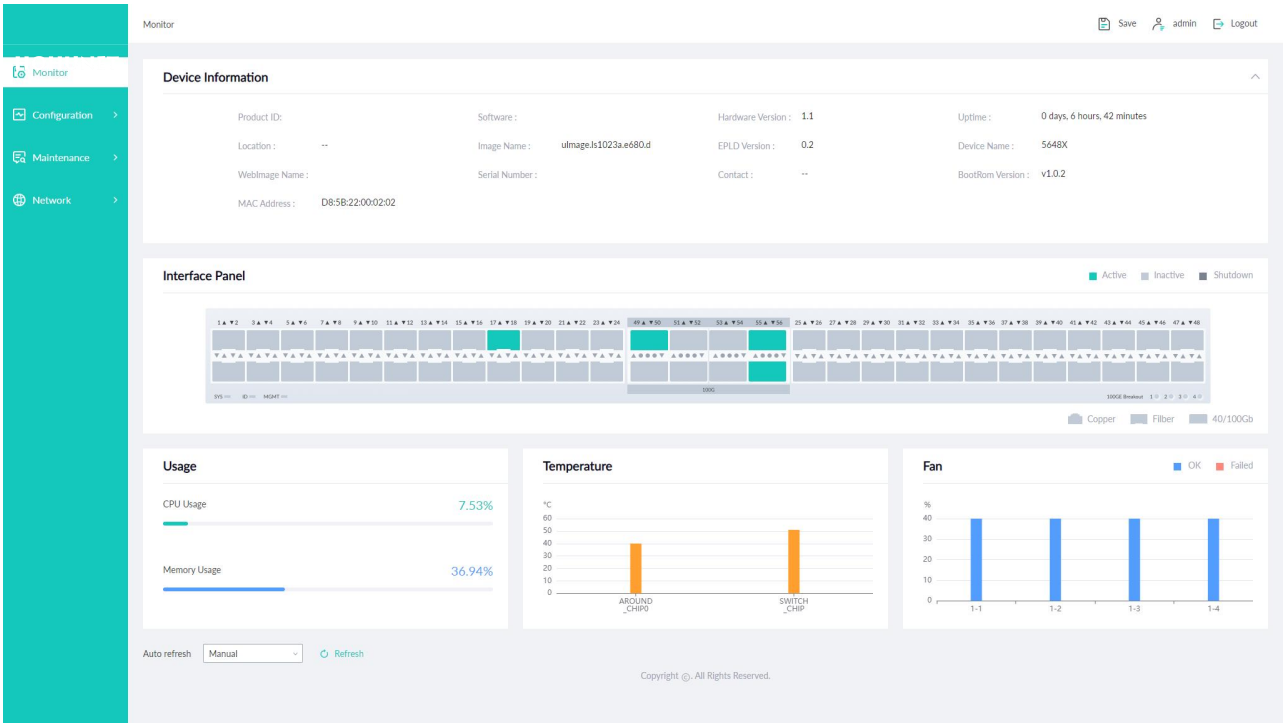
The S7500 Series switches support varied management ways, include console port / in-band network ports / out-of-band network port. Support SNMP v1/v2/v3, Support CLI (Command Line Interface), web management, Telnet and FTP connection. Support OAM to make management more convenient, and support SSH2.0, SSL, etc. to ensure security of management.

Moreover, leveraging its profound technical expertise and in-depth understanding of campus and enterprise networking needs, Hohunet has launched the Da Hu Cloud Management System (DHCS). It enhances network management and maintenance efficiency, reduces costs, elevates management intelligence, and delivers a faster, smarter, more secure and reliable network to better meet user requirements.



## Visual WEB GUI

HOS allows you to quickly configure common configuration items using a visual WEB GUI, which lowers the application threshold for users.



## The S7500 family of Ethernet switches consists of the following models

Table 2: Family of the S7500 Series switches

Models	Ethernet Ports	Management	PSU 1/PSU 2	Cooling
S7548N-8Z-EI	48 x 10G/25G SFP28 + 8 x 100G QSFP28	Console: RJ45 to RS232 Ethernet: 1G Port Storage: USB	550W /550W CRPS	5 x Fan Modules (front-to-back airflow)
S7548N-4Z-EI	48 x 10G/25G SFP28 + 4 x 100G QSFP28	Console: RJ45 to RS232 Ethernet: 1G Port Storage: USB	550W /550W CRPS	4 x Fan Modules (front-to-back airflow)
S7548N-4Z-SI	48 x 10G/25G SFP28 + 4 x 100G QSFP28	Console: RJ45 to RS232 Ethernet: 1G Port Storage: USB	Fixed single power supply	4 x fixed fans (front-to-back airflow)
S7524N-8Z-EI	24 x 10G/25G SFP28 + 8 x 100G QSFP28	Console: RJ45 to RS232 Ethernet: 1G Port Storage: USB	350W / 350W CRPS	2 x Fan Modules (front-to-back airflow)

Models	Ethernet Ports	Management	PSU 1/PSU 2	Cooling
S7548N-8Z-EI-PLUS	48×25G SFP28 8×100G QSFP28	Console: RJ45 to RS232 Ethernet: 1G Port Storage: USB	800W /800W CRPS	4 x Fan Modules (front-to-back airflow)

## S7500 Physical Specifications

### Packet Switch capacity (Tbps)

- S7548N-8Z-EI: 4Tbps(bidirectional)
- S7548N-4Z-EI: 3.2Tbps(bidirectional)
- S7548N-4Z-SI: 3.2Tbps(bidirectional)
- S7524N-8Z-EI: 2.8Tbps(bidirectional)
- S7548N-8Z-EI-PLUS: 4Tbps(bidirectional)

### Weight (Net weight/Gross weight)

- S7548N-8Z-EI: 9kg/12.5kg
- S7548N-4Z-EI: 8kg/11.5kg
- S7548N-4Z-SI: 5.1kg/7.8kg
- S7524N-8Z-EI: 8kg/11.5kg
- S7548N-8Z-EI-Plus: 9KG/TBD

### Layer 2/Layer 3 Throughput

- S7548N-8Z-EI: 1.01 BPPS
- S7548N-4Z-EI: 914 MPPS
- S7548N-4Z-SI: 914 MPPS
- S7524N-8Z-EI: 914 MPPS
- S7548N-8Z-EI-Plus: 1.82 BPPS

### Cooling [CFM]-Total Maximum airflow

- S7548N-8Z-EI: 147.17cfm
- S7548N-4Z-EI: 105.32cfm
- S7548N-4Z-SI: 105.32cfm
- S7524N-8Z-EI: 76.98cfm
- S7548N-8Z-EI-Plus: TBD

### Power consumption (220V 20°C)

#### Worst case, all ports used, line-rate traffic

- S7548N-8Z-EI: 168W
- S7548N-4Z-EI: 143W
- S7548N-4Z-SI: 129.5W
- S7524N-8Z-EI: 130W
- S7548N-8Z-EI-Plus: TBD

#### Typical power consumption

- S7548N-8Z-EI: 154W
- S7548N-4Z-EI: 126W
- S7548N-4Z-SI: 115W
- S7524N-8Z-EI: 116W
- S7548N-8Z-EI-Plus: TBD

### Dimensions (W x H x D) with package

- S7548N-8Z-EI: 66.5 x 15 x 56.5cm
- S7548N-4Z-EI: 66.5 x 15 x 56.5cm
- S7548N-4Z-SI: 55.7×15×49.5cm
- S7524N-8Z-EI: 66.5 x 15 x 56.5cm
- S7548N-8Z-EI-Plus: TBD

### Dimensions (W x H x D) without package

- S7548N-8Z-EI: 44.2 x 4.4 x 43cm
- S7548N-4Z-EI: 44.2 x 4.4 x 42cm
- S7548N-4Z-SI: 55.7×15×49.5cm
- S7524N-8Z-EI: 44.2 x 4.4 x 36cm
- S7548N-8Z-EI-Plus: 44x4.4x47cm

**Acoustic in dBA.**

- S7548N-8Z-EI: TBD
- S7548N-4Z-EI: 57dBA
- S7548N-4Z-SI: 53dBA
- S7524N-8Z-EI: 56dBA
- S7548N-8Z-EI-Plus: TBD

**CPU**

- Dual-core processor, ARM A53(1GHz)  
on all models

**Memory**

- eMMC: 8GB on all models
- DRAM: 2GB on all models

**Temperature alarm**

- Alarm threshold: 50°C

**Environmental ranges**

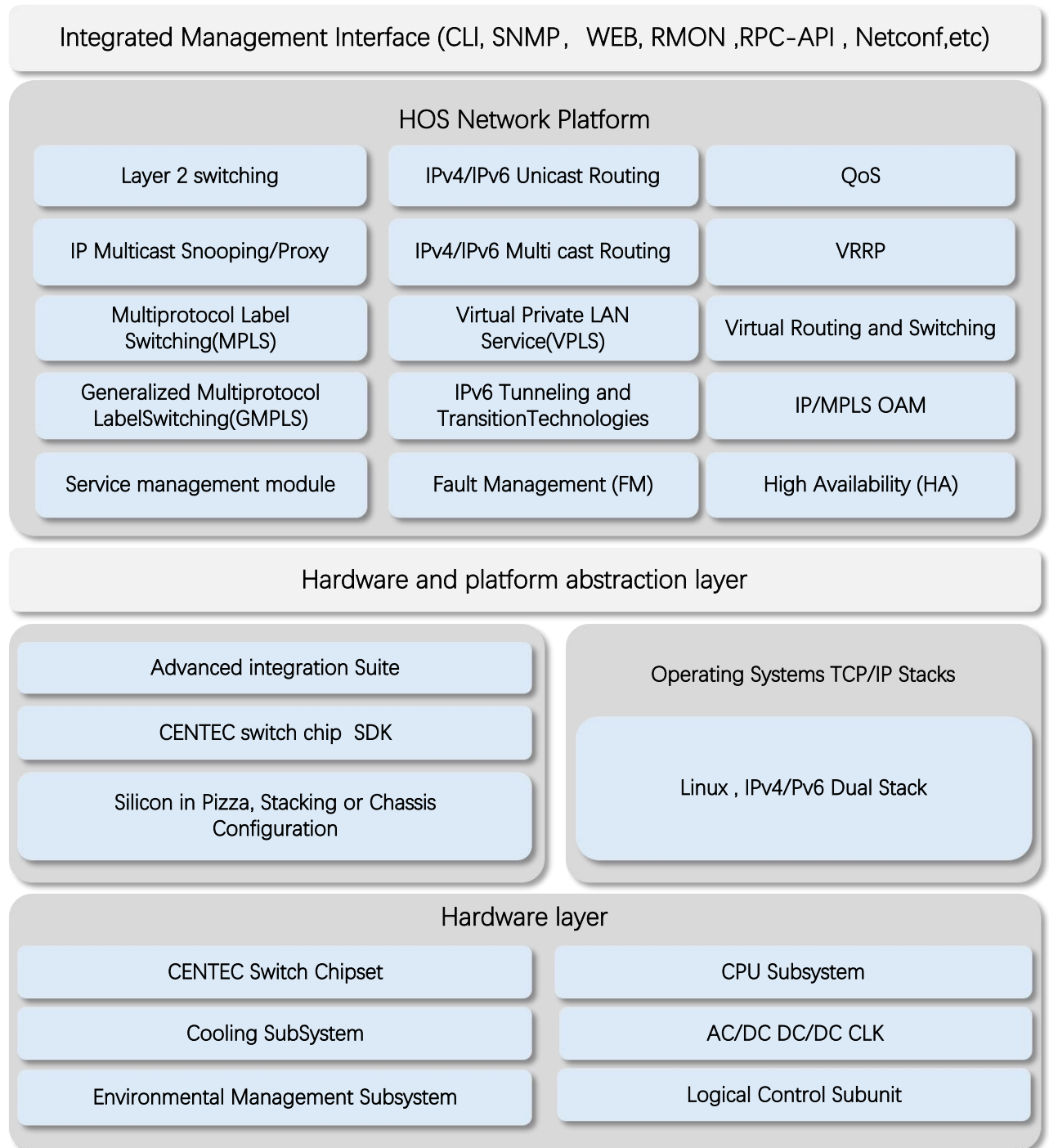
- Operating temperature: 0°C to 45°C
- Storage temperature: -40°C to 70°C
- Running Humidity: 10% to 90% (No condensation)
- Store Humidity: 5 to 95% (No condensation)
- Operating altitude: EI (Swapable PSU and FAN): 0~5km; SI (Swapable PSU and FAN): 0~3km

**MTBF**

- EI (Swapable PSU and FAN):  $\geq 90000$ h
- SI (Swapable PSU and FAN):  $\geq 70000$ h  
(~10.3 Years)

## S7500 Software Specifications

HOHUNET implements a unified software platform, and the software capabilities supported by the devices are listed in the document '[HOS Software features](#)' .



- \* All HOHUNET switches use a normalized software platform and image package file
- \* Unified software version iteration plan
- \* Unified user experience

## Ordering Information

### S7500 Series Switches

Items	Description
S7548N-8Z-EI	25G Data Center Switch, with 48*25G SFP28 , 8*100G QSFP28, Dual power supply modules(C13), 5 hot-swap fan modules.
S7548N-4Z-EI	25G Data Center Switch, with 48*25G SFP28 , 4*100G QSFP28, Dual power supply modules(C13), 4 hot-swap fan modules.
S7548N-4Z-SI	25G Data Center Switch, with 48*25G SFP28 , 4*100G QSFP28, 1*Fixed power supply, 4*Fixed Fans
S7524N-8Z-EI	25G Data Center Switch, with 24*25G SFP28 , 8*100G QSFP28, Dual power supply modules(C13), 2 hot-swap fan modules.
S7548N-8Z-EI-PLUS	25G Data Center Switch, with 48*25G SFP28 , 8*100G QSFP28, Dual power supply modules(C13), 4 hot-swap fan modules.

### AC/DC Power Supplies use for S7500 Series

Items	Description
PSU-550-AC-AFO	S7500 Series 550W AC power supply (front-to-back airflow)
PSU-350-AC-AFO	S7500 Series 350W AC power supply (front-to-back airflow)
PSU-800-AC-AFO	S7500 Series 800W AC power supply (front-to-back airflow)
PSU-550-DC-AFO	S7500 Series 550W DC power supply (front-to-back airflow)

## Software Licenses

Items	Description
Software License	EB, Basic L3 software features, Preinstalled on SI models
Software License	MS, L3 enhance features software license key, Preinstalled on EI models
Software License	MA, MPLS features software license key
Software License	ST, Stacking feature software license key

## Accessory of S7500 Series

Items	Front Mounting	Rear Mounting	Screw	Power Cord	Console (RS232 to RJ45)
S7548N-8Z-EI	2	2	14	2	1
S7548N-4Z-EI	2	2	14	2	1
S7548N-4Z-SI	2	2	14	1	1
S7524N-8Z-EI	2	2	14	2	1
S7548N-8Z-EI-Plus	2	2	14	2	1

## About HOHUNET:

HOHUNET was established in 2015 as a technology-oriented company specializing in the independent development of switch products based on domestic chips. With the continuous evolution of chip technology, HOHUNET has launched a range of differentiated products based on this chip platform. Currently, the company's product line covers a range from 1G to 800G and can be used in scenarios such as enterprise networks, carrier networks, data centers, and AI computing power. Currently, the main cooperation model for the company is OEM/ODM, dedicated to providing customers with flexible and end-to-end customized products and technical consulting services. Becoming the most trusted business partner for customers has always been the company's mission and principle.

## Contact us:

Shenzhen Haohu Network Technology Co.,Ltd

Headquarter Address:

Lining Center Building, Nanshan Hi-Tech Park, Nanshan, Shenzhen, Guangdong, China

Corporate and Sales Email: [business@hohunet.com](mailto:business@hohunet.com)

Telephone: 0086-755-26418565

Website: [www.hohunet.com](http://www.hohunet.com)

